

Biotinylated Human CD4/LEU3 Protein

Cat. No. CD4-HM401B

Description

Source	Recombinant Biotinylated Human CD4/LEU3 Protein is expressed from HEK293 with His tag and Avi tag at the C-Terminus. It contains Lys26-Trp390.
Accession	P01730
Molecular Weight	The protein has a predicted MW of 43.6 kDa. Due to glycosylation, the protein migrates to 50-60 kDa based on Bis-Tris PAGE result.
Endotoxin	Less than 1EU per µg by the LAL method.
Purity	> 95% as determined by Bis-Tris PAGE > 95% as determined by HPLC

Formulation and Storage

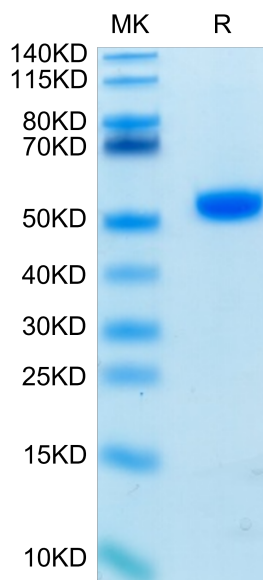
Formulation	Lyophilized from 0.22µm filtered solution in PBS (pH 7.4). Normally 8% trehalose is added as protectant before lyophilization.
Reconstitution	Centrifuge the tube before opening. Reconstituting to a concentration more than 100 µg/ml is recommended. Dissolve the lyophilized protein in distilled water.
Storage	-20 to -80°C for 24 months as supplied from date of receipt. -80°C for 3 months after reconstitution. Recommend to aliquot the protein into smaller quantities for optimal storage. Please minimize freeze-thaw cycles.

Background

CD4, also known as L3T4, T4, and W3/25, is an approximately 55 kDa type I transmembrane glycoprotein that is expressed predominantly on thymocytes and a subset of mature T lymphocytes. It is a standard phenotype marker for the identification of T cell populations. Integral membrane glycoprotein that plays an essential role in the immune response and serves multiple functions in responses against both external and internal offenses. In T-cells, functions primarily as a coreceptor for MHC class II molecule:peptide complex.

Assay Data

Bis-Tris PAGE



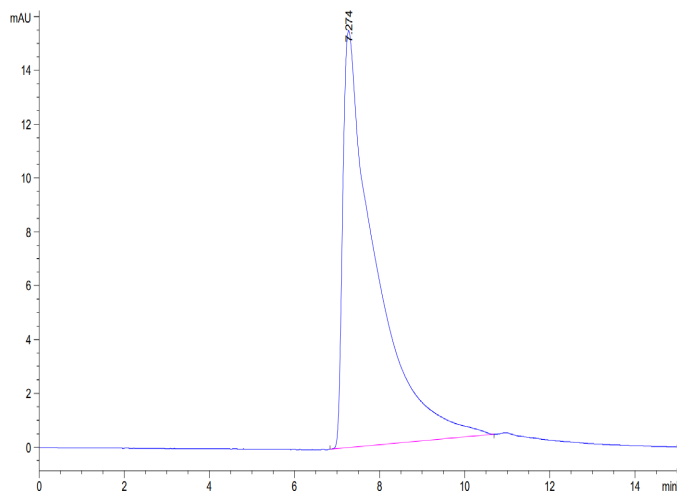
Biotinylated Human CD4 on Bis-Tris PAGE under reduced condition. The purity is greater than 95%.

SEC-HPLC

Biotinylated Human CD4/LEU3 Protein

Cat. No. CD4-HM401B

Assay Data

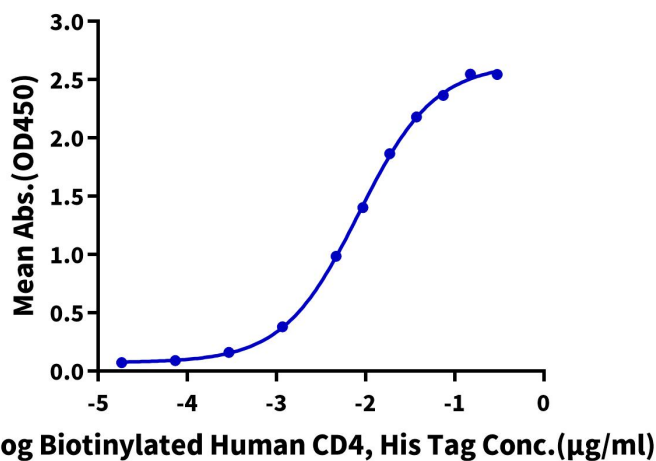


The purity of Biotinylated Human CD4 is greater than 95% as determined by SEC-HPLC.

ELISA Data

Biotinylated Human CD4, His Tag ELISA

0.2 μ g Anti-CD4 Antibody, hFc Tag Per Well



Immobilized Anti-CD4 Antibody, hFc Tag at 2 μ g/ml (100 μ l/well) on the plate. Dose response curve for Biotinylated Human CD4, His Tag with the EC50 of 8.4ng/ml determined by ELISA.